

Example 1

Task 1. The function is given as:

$$f(x) = -\frac{1}{3}x^3 + 3x^2 - 5x - 1$$

Let's find the derivative:

STEP 1.

$$f'(x) = \left(-\frac{1}{3}x^3 + 3x^2 - 5x - 1\right)' = -\frac{1}{3} \cdot 3x^2 + 3 \cdot 2x - 5 - 0 = -x^2 + 6x - 5$$

USE OCTAVE

<https://octave-online.net/>

```
octave:1> x=sym("x")
```

```
x = (sym) x
```

```
octave:2> f=-1/3*x^3+3*x^2-5*x-1
```

```
f = (sym)
```

$$-\frac{x^3}{3} + 3x^2 - 5x - 1$$

```
octave:3> df=diff(f,x)
```

```
df = (sym)
```

$$-x^2 + 6x - 5$$

Let's find the critical points or solve this equation $f'(x) = 0$ and find its roots:

$$f'(x) = -x^2 + 6x - 5 = 0$$

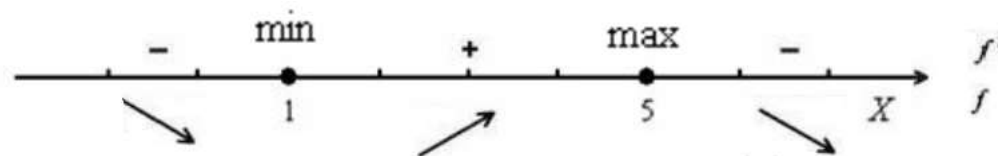
$$D = 36 - 20 = 16 > 0$$

$$\sqrt{D} = \sqrt{16} = 4$$

$$x = \frac{-6 + 4}{-2} = 1$$

$$x = \frac{-6 - 4}{-2} = 5$$

Let's find intervals of increasing and decreasing:



Checking:

$$f'(0) = -0^2 + 6 \cdot 0 - 5 = -5 < 0,$$

$$f'(2) = -2^2 + 6 \cdot 2 - 5 = -4 + 12 - 5 = 3 > 0,$$

$$f'(6) = -6^2 + 6 \cdot 6 - 5 = -36 + 36 - 5 = -5 < 0,$$

Calculate coordinates of max and min:

$$\min f(x) = f(1) = -\frac{1}{3} \cdot 1^3 + 3 \cdot 1^2 - 5 \cdot 1 - 1 = -\frac{1}{3} + 3 - 5 - 1 = -\frac{10}{3} = -3\frac{1}{3}$$

$$\max f(x) = f(5) = -\frac{1}{3} \cdot 5^3 + 3 \cdot 5^2 - 5 \cdot 5 - 1 = -\frac{125}{3} + 75 - 25 - 1 = \frac{22}{3} = 7\frac{1}{3}$$

i.e. the point of maximum is $(5; 7\frac{1}{3})$ and the point of minimum is $(1; -3\frac{1}{3})$

```
octave:4> fmin=limit(f,1)
```

```
fmin = (sym) -10/3
```

```
octave:5> fmax=limit(f,5)
```

```
fmax = (sym) 22/3
```

The function increases on $(1; 5)$ and decreases on $(-\infty; 1) \cup (5; +\infty)$

STEP 2.

$$f''(x) = (f'(x))' = (-x^2 + 6x + 5)' = -2x + 6 = 6 - 2x$$

USE OCTAVE

```
octave:6> d2f=diff(df,x)
```

```
d2f = (sym) 6 - 2*x
```

Let's find the inflection point or solve this equation $f''(x) = 0$ and find its root:

$$6 - 2x = 0$$

$$-2x = -6$$

$$x = \frac{-6}{-2}$$

$$x_{\text{inf } l} = 3,$$

$$\text{then } f_{\text{inf } l}(3) = -\frac{1}{3} \cdot 3^3 + 3 \cdot 3^2 - 5 \cdot 3 - 1 = 2, \text{ i.e.}$$

the inflection point is $(3; 2)$

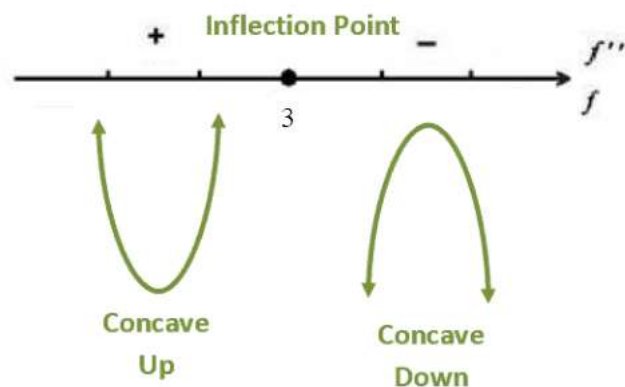
USE OCTAVE

<https://octave-online.net/>

```
octave:7> f_inlf=-1/3*3^3+3*3^2-5*3-1
```

```
f_inlf = 2
```

Let's find intervals of concavity up and concavity down:



Checking:

$$f''(1) = 6 - 2 \cdot 1 = 6 - 2 = 4 > 0$$

$$f''(4) = 6 - 2 \cdot 4 = 6 - 8 = -2 < 0$$

The function is concave up on $(-\infty; 3)$ and concave down on $(3; +\infty)$.

Checking the extremums:

$$f''(1) = 6 - 2 \cdot 1 = 6 - 2 = 4 > 0 \text{ (it means } x = 1 \text{ is min)}$$

$$f''(5) = 6 - 2 \cdot 5 = 6 - 10 = -4 < 0 \text{ (it means } x = 5 \text{ is max)}$$

STEP 3.

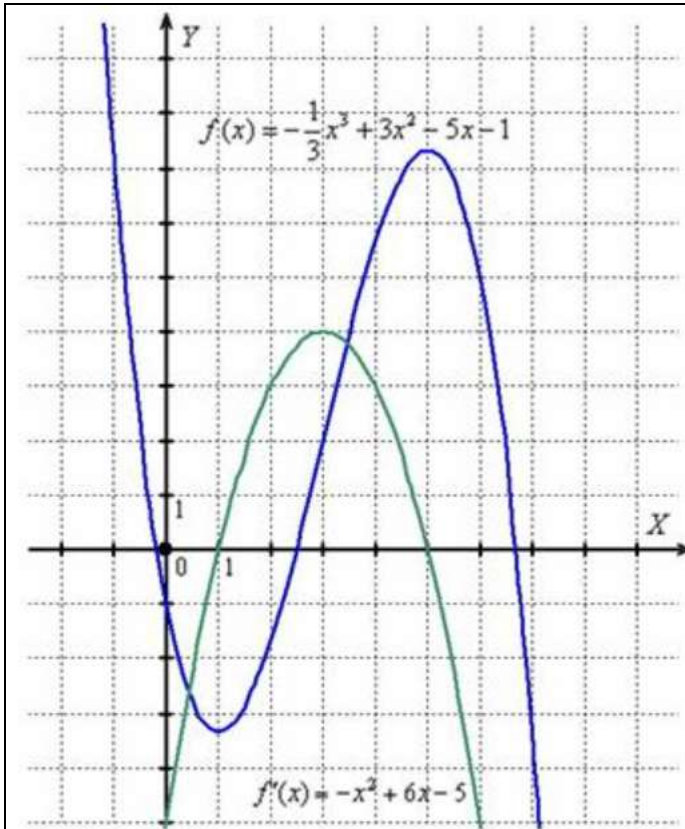
Let's find the intersection point with y-axis (or $x = 0$):

$$f_{\text{int_point}}(0) = -\frac{1}{3} \cdot 0^3 + 3 \cdot 0^2 - 5 \cdot 0 - 1 = -1, \text{ i.e.}$$

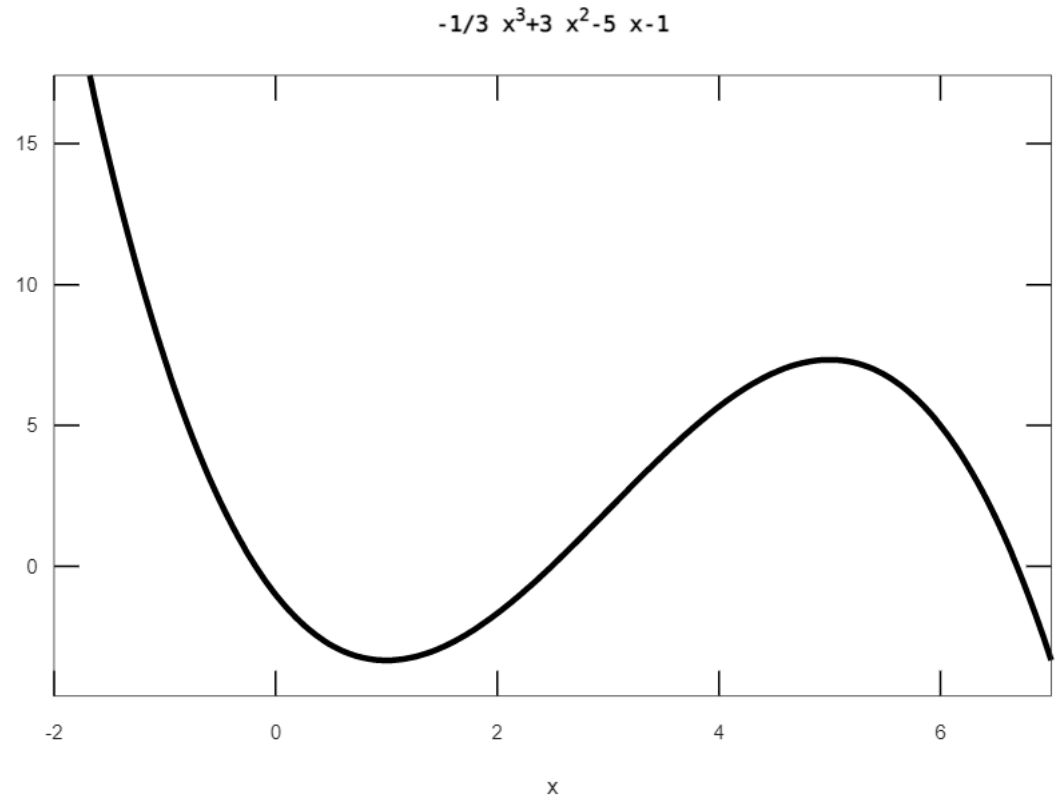
we get the intersection point $(0; -1)$

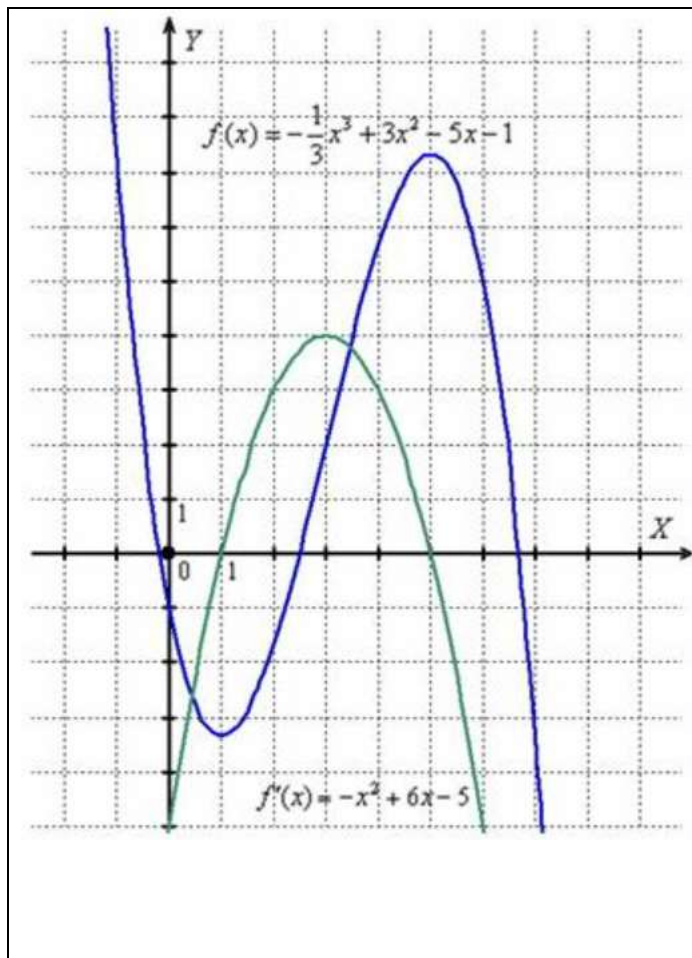
USE OCTAVE

```
octave:8> d2f=diff(df,x)
d2f = (sym) 6 - 2*x
```

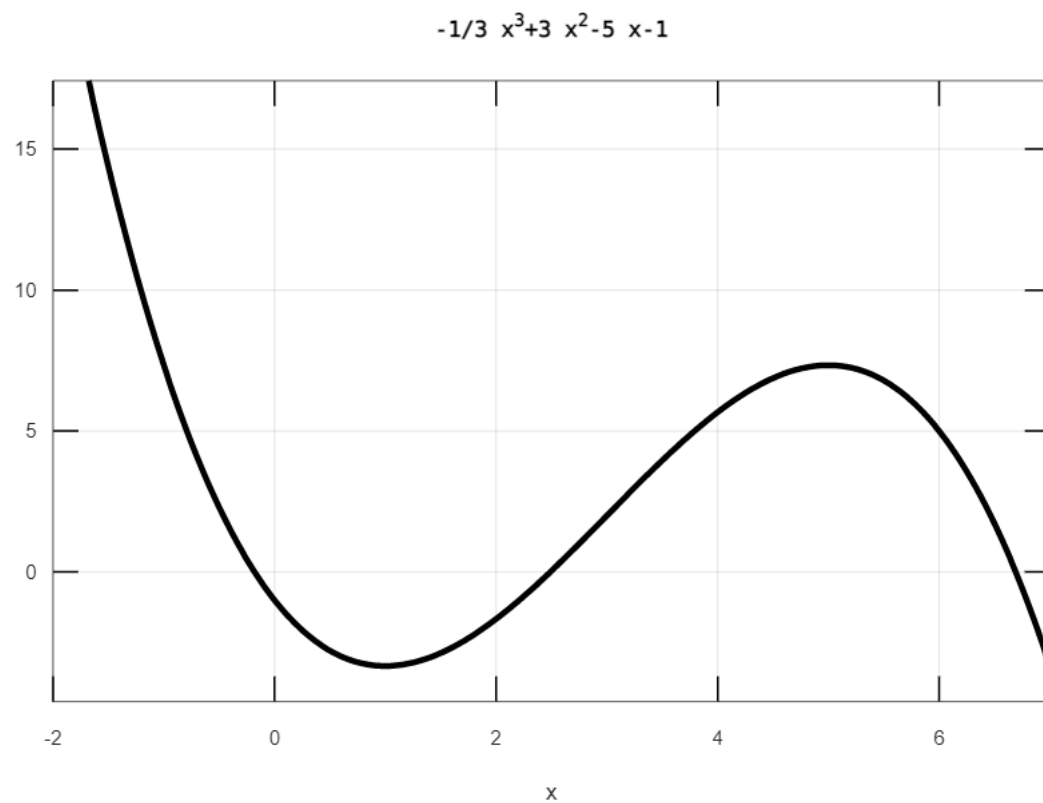


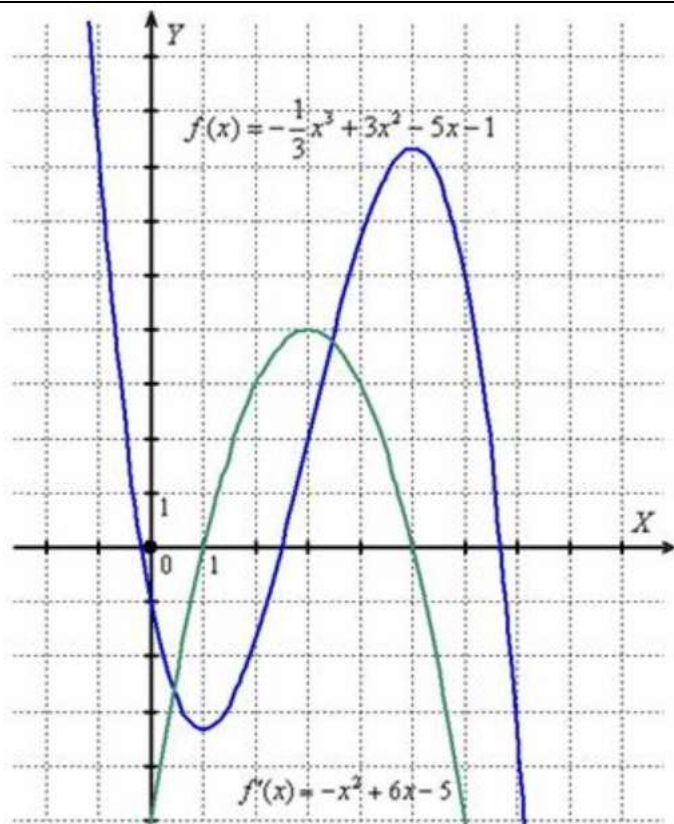
```
octave:9> L1=ezplot('-1/3*x^3+3*x^2-5*x-1', [-2,7,-10,10])
octave:10> set(L1,'LineWidth',3,'Color','k')
```



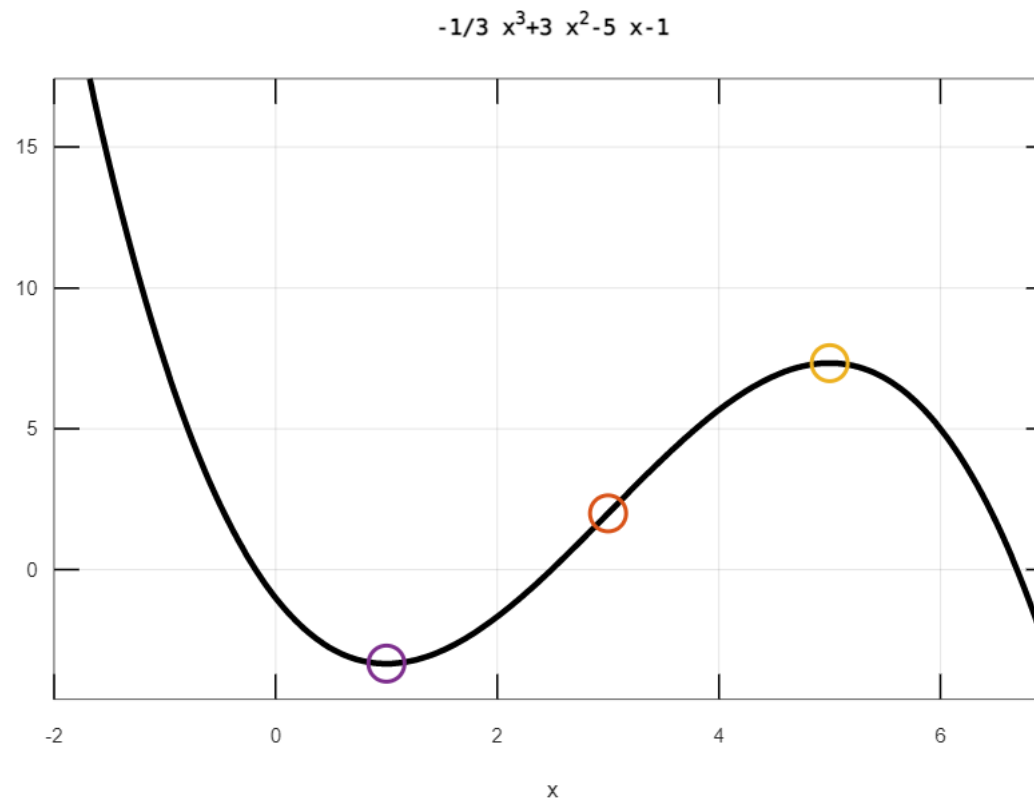


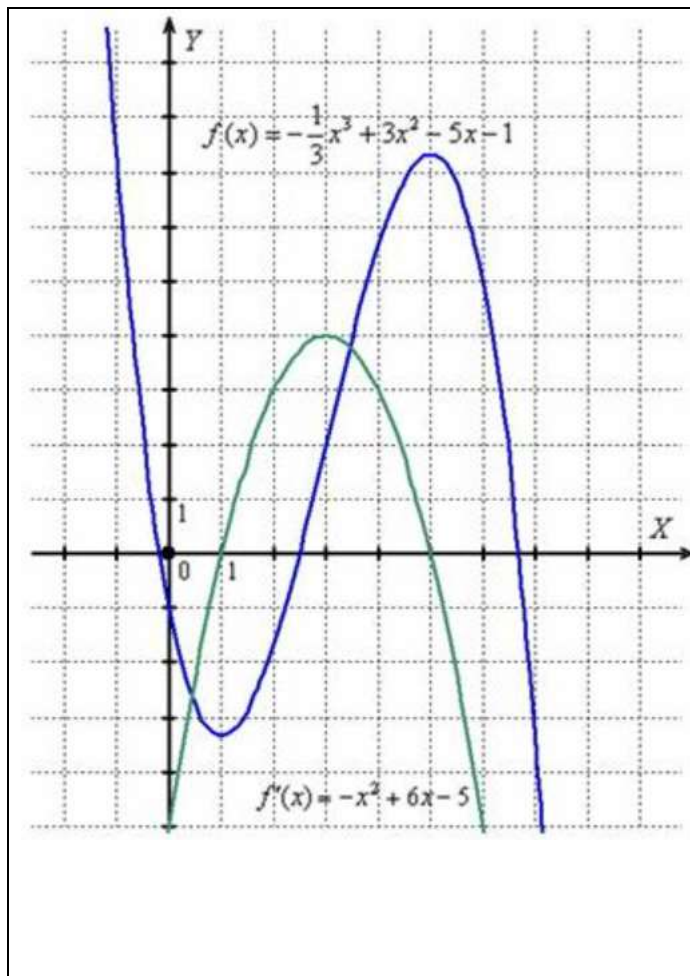
octave:11> grid on





```
octave:12> hold on  
octave:13> plot(3,2,'o')  
octave:14> plot(5,22/3,'o')  
octave:15> plot(1,-10/3,'o')
```

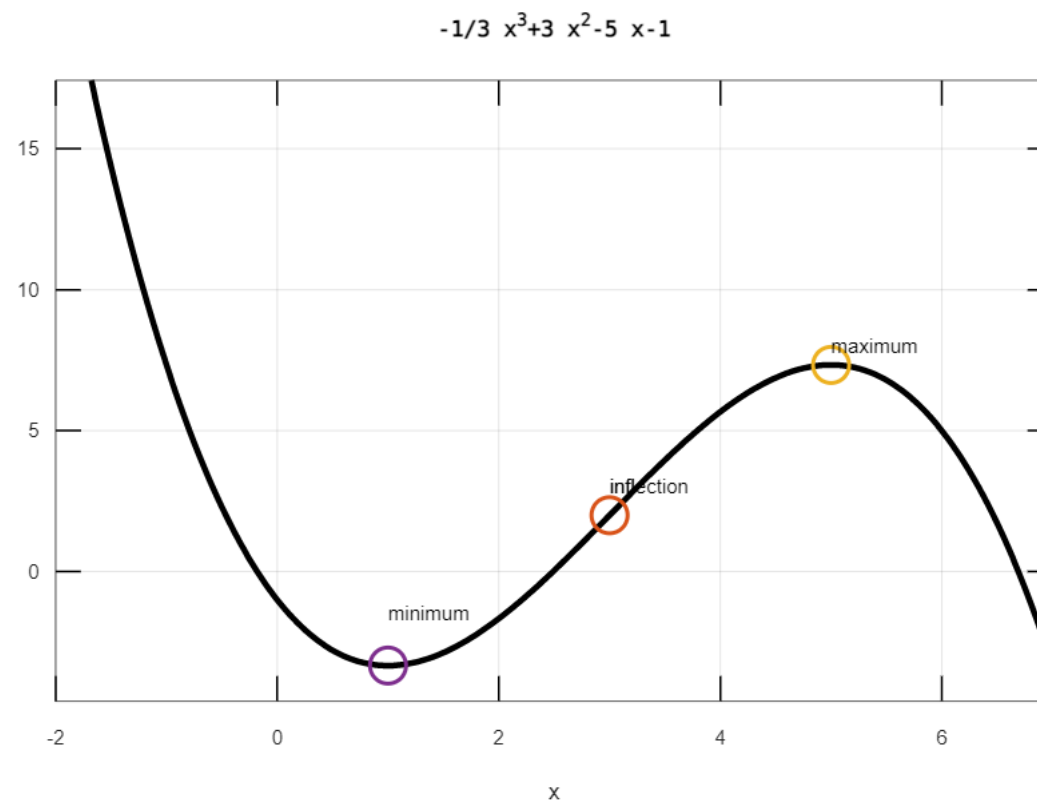


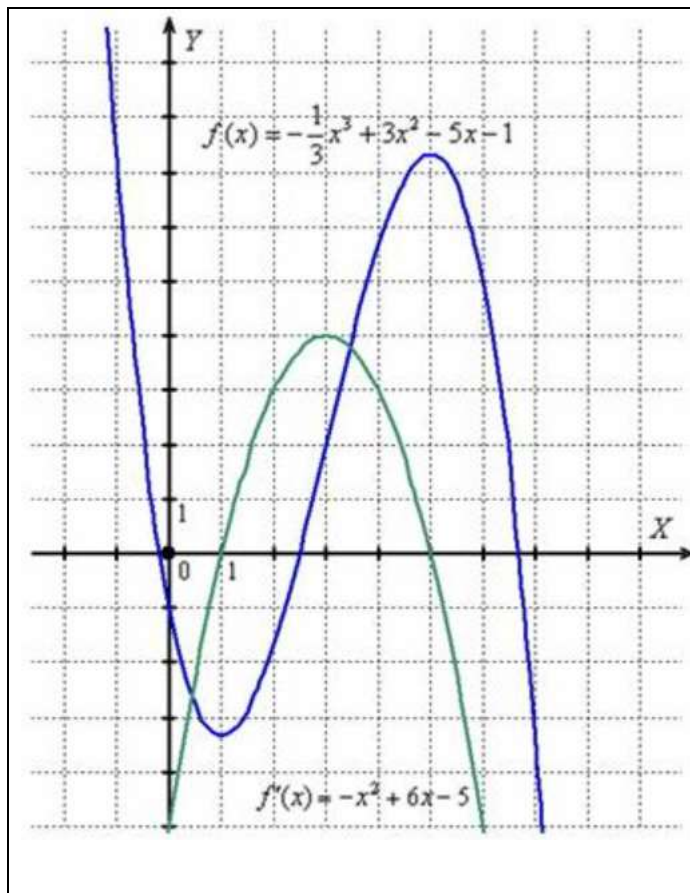


```
octave:16> text(3,3,'inflection')
```

```
octave:17> text(1,-1.5,'minimum')
```

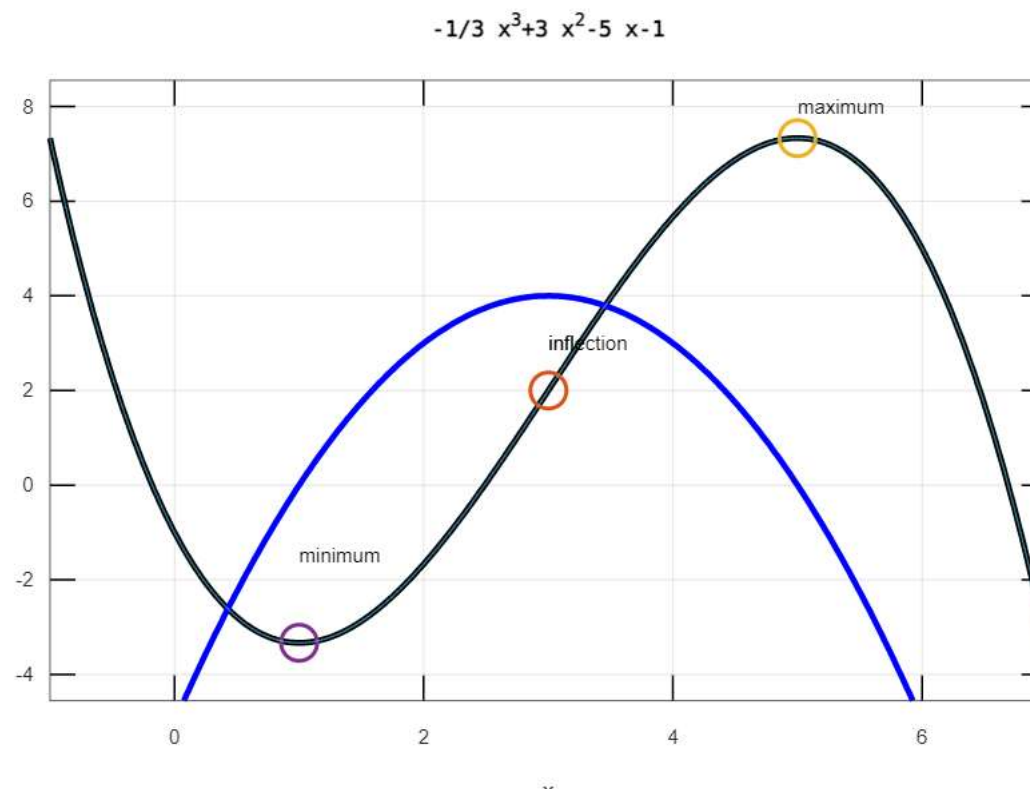
```
octave:18> text(5,8,'maximum')
```





```
octave:19> L2=ezplot('-x^2+6*x-5', [-1,7,-5,5])
```

```
octave:20> set(L2, 'LineWidth', 3, 'Color', 'b')
```



Example 2

Task 2. The function is given as:

$$f(x) = \frac{4x}{2x+3}$$

Step 1. Let's consider the break point: $x = -\frac{3}{2}$

Let's find the vertical asymptote:

$$\lim_{x \rightarrow -\frac{3}{2}-0} f(x) = \lim_{x \rightarrow -\frac{3}{2}-0} \frac{4x}{2x+3} = \frac{4 \cdot \left(-\frac{3}{2} - 0\right)}{2 \cdot \left(-\frac{3}{2} - 0\right) + 3} = \frac{-6}{-3-0+3} = \frac{-6}{-0} = +\infty$$

$$\lim_{x \rightarrow -\frac{3}{2}+0} f(x) = \lim_{x \rightarrow -\frac{3}{2}+0} \frac{4x}{2x+3} = \frac{4 \cdot \left(-\frac{3}{2} + 0\right)}{2 \cdot \left(-\frac{3}{2} + 0\right) + 3} = \frac{-6}{-3+0+3} = \frac{-6}{+0} = -\infty$$

Then both limits are infinity, then the vertical asymptote is $x = -\frac{3}{2}$

Step 2. Let's find the oblique (or horizontal) asymptote:

$$k = \lim_{x \rightarrow \pm\infty} \frac{f(x)}{x} = \lim_{x \rightarrow \pm\infty} \frac{\frac{4x}{2x+3}}{x} = \lim_{x \rightarrow \pm\infty} \frac{4x}{x(2x+3)} = \lim_{x \rightarrow \pm\infty} \frac{4}{2x+3} = 0$$

доцент Місюра Є.Ю. / docent Misiura Ie.

$$b = \lim_{x \rightarrow \pm\infty} (f(x) - kx) = \lim_{x \rightarrow \pm\infty} \left(\frac{4x}{2x+3} - 0 \cdot x \right) = \lim_{x \rightarrow \pm\infty} \frac{4x}{2x+3} = \frac{\infty}{\infty} = \lim_{x \rightarrow \pm\infty} \frac{\frac{4x}{x}}{\frac{2x+3}{x}} = \lim_{x \rightarrow \pm\infty} \frac{4}{2 + \frac{3}{x}} = \frac{4}{2} = 2$$

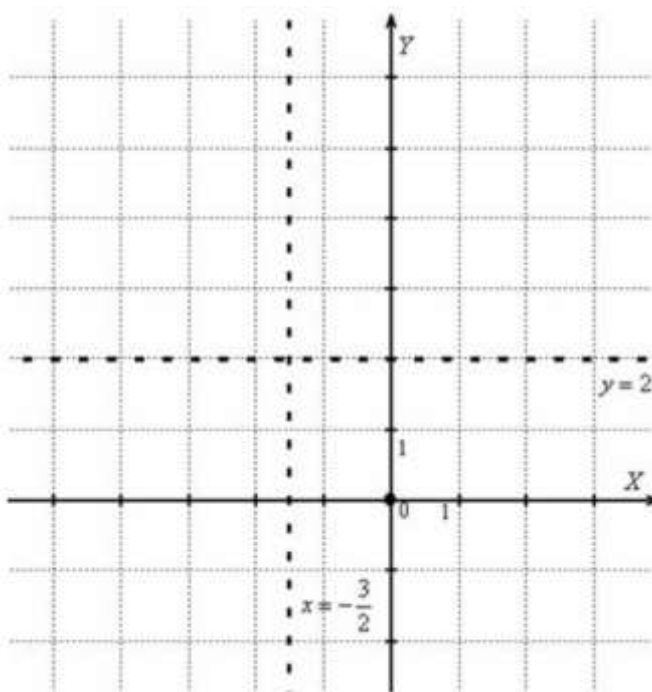
Let's substitute:

$$y = kx + b$$

$$y = 0 \cdot x + 2$$

$$y = 2$$

It's the horizontal asymptote.



доцент Місюра Є.Ю. / docent Misiura Ie.

Let's plot the graph:

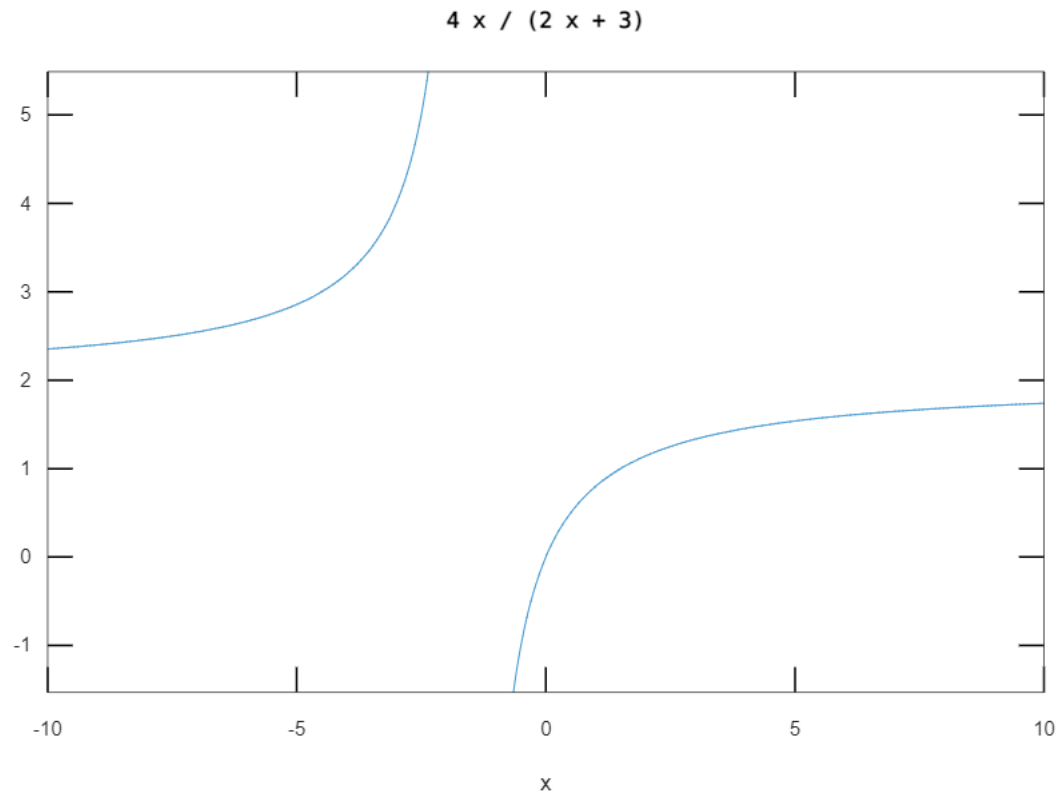
```
octave:1> syms x
```

```
octave:2> f=4*x/(2*x+3)
```

```
f = (sym)
```

$$\frac{4 \cdot x}{2 \cdot x + 3}$$

```
octave:3> ezplot(f, [-10,10,-10,10])
```



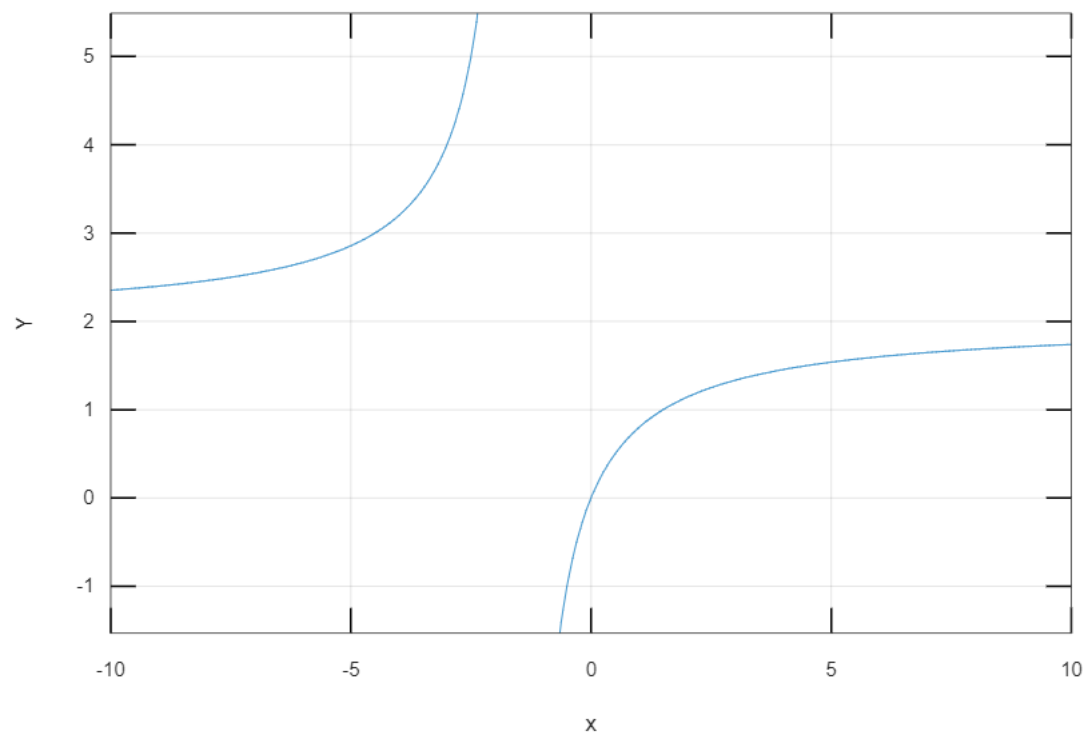
доцент Місюра Є.Ю. / docent Misiura Ie.

```
octave:4> grid on
```

```
octave:5> ylabel('Y')
```

```
octave:6> hold on
```

$4x / (2x + 3)$

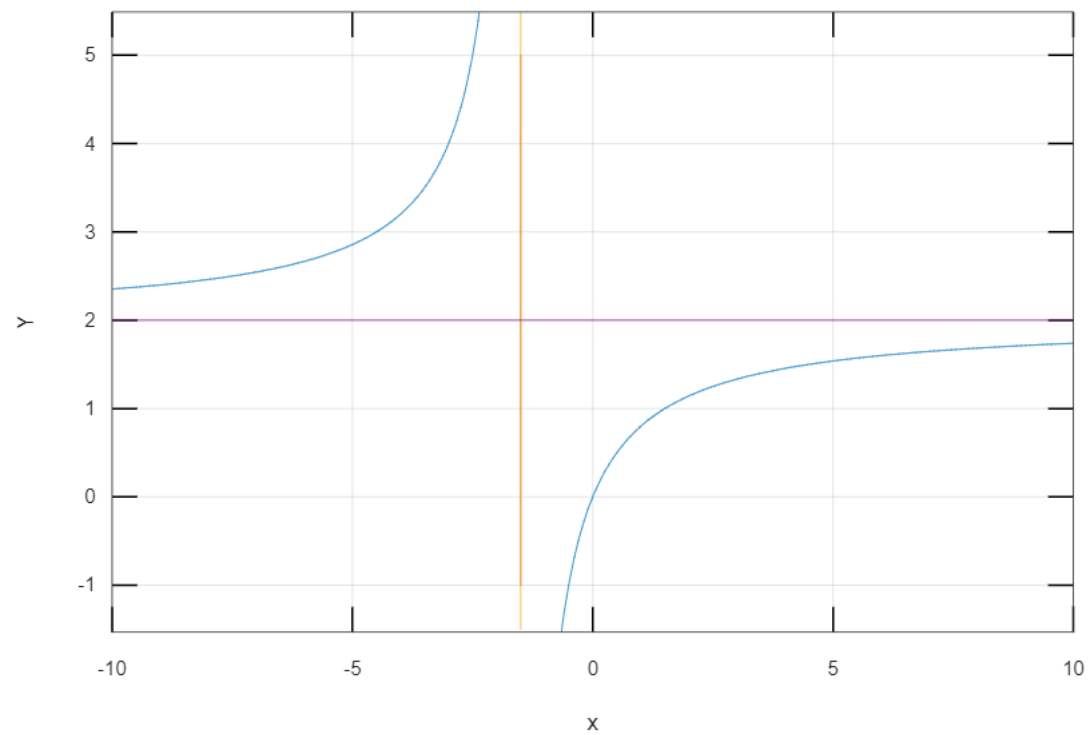


доцент Місюра Є.Ю. / docent Misiura Ie.

```
octave:7> plot([-3/2 -3/2], [-1.5 5.5])
```

```
octave:8> plot([-10 10], [2 2])
```

$$4x / (2x + 3)$$



доцент Місюра Є.Ю. / docent Misiura Ie.

```
octave:9> text(-1,5,'x=-3/2 (vert.as)')
```

```
octave:10> text(-8,1.8,'y=2 (horiz.as)')
```

